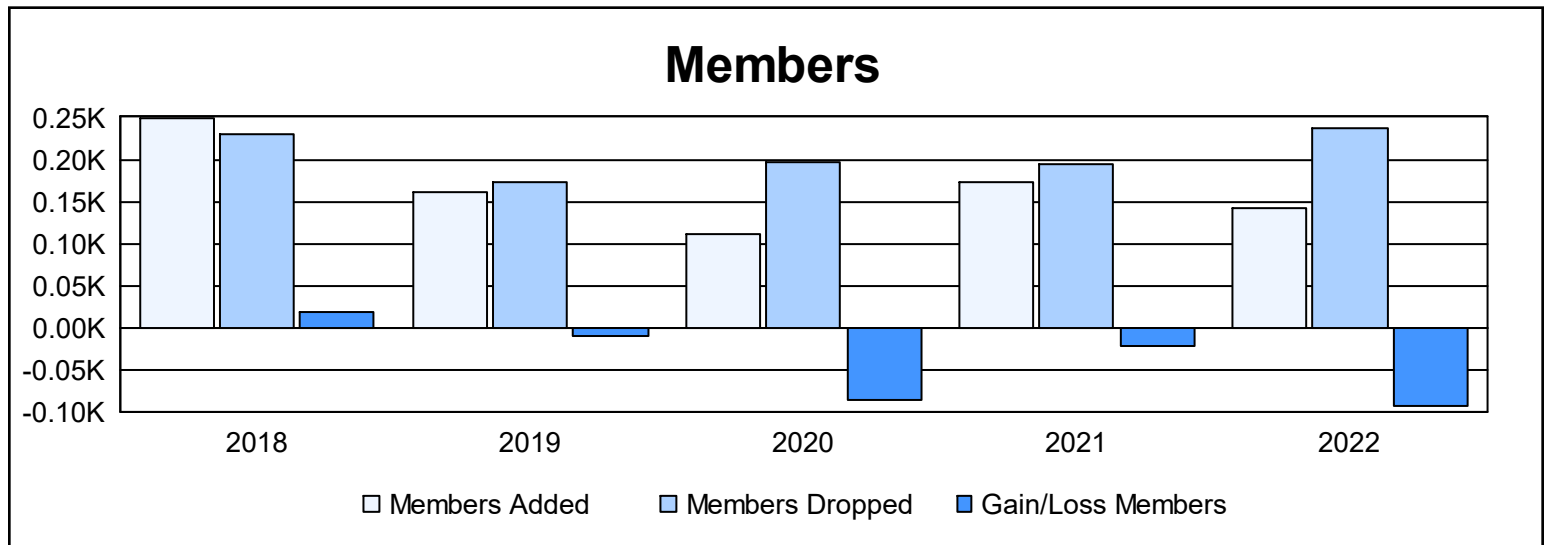
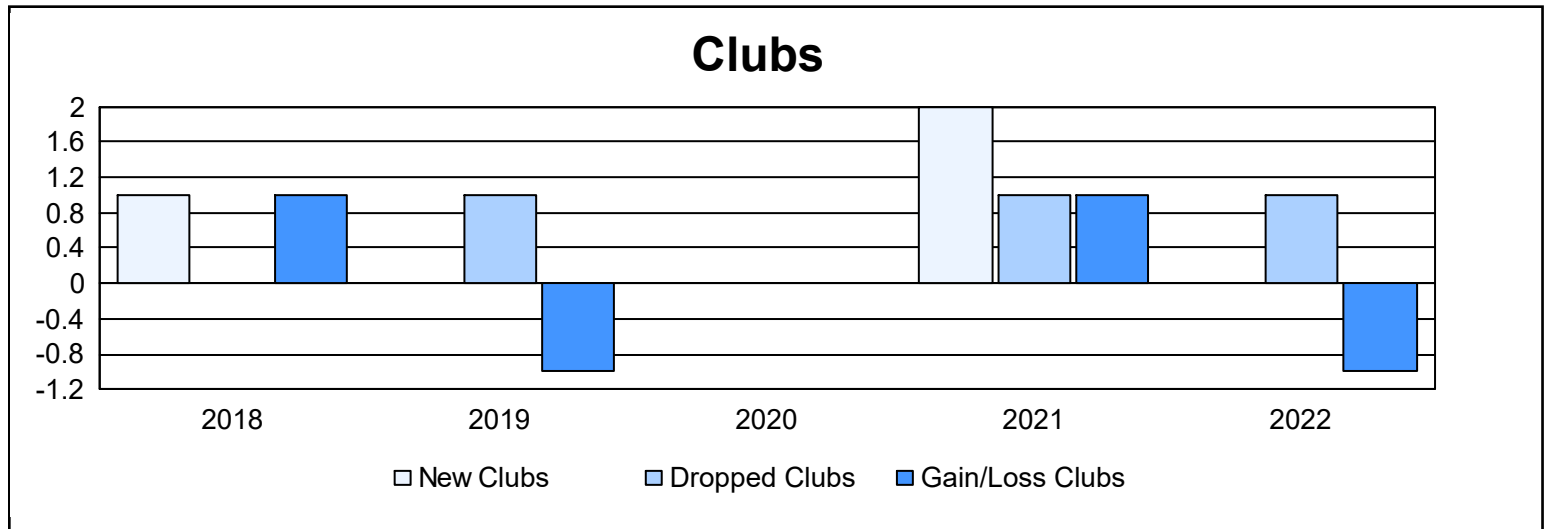
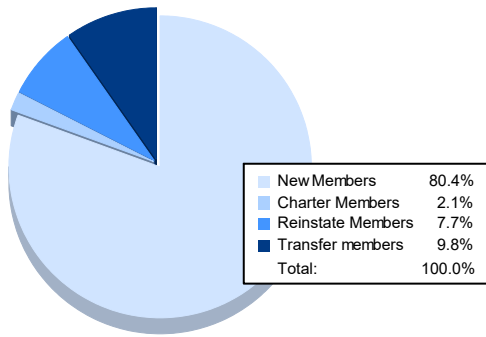


Year	New Clubs	Dropped Clubs	Gain/ Loss Clubs	New Members	Charter Members	Reinstate Members	Transfer Members	Total Member Added	Total Members Dropped	Gain/ Loss Members
2017-2018	1	0	1	185	25	31	7	248	230	18
2018-2019	0	1	-1	145	0	6	11	162	173	-11
2019-2020	0	0	0	95	1	4	11	111	197	-86
2020-2021	2	1	1	121	42	6	3	172	193	-21
2021-2022	0	1	-1	115	3	11	14	143	237	-94
<b>Average</b>	<b>1</b>	<b>1</b>	<b>0</b>	<b>132</b>	<b>14</b>	<b>12</b>	<b>9</b>	<b>167</b>	<b>206</b>	<b>-39</b>



### Membership Composition June 2022 Cumulative



### Gender Composition June 2022 Cumulative

